



TEXTURE

Real texture is how something feels (like bumpy, soft, smooth, rough or spiky.) Visual texture is how an artist creates the illusion of texture on a piece of paper. Use your imagination to draw these textures.


Spiky




Soft




Bumpy




Stone




Brick




Fluffy




Sandy




Woven




Wooden



TEXTURE



Spiky, furry, scaly, bumpy... Draw a picture that shows texture.



TEXTURE

Use pen or pencil to copy these textures as carefully and accurately as possible.



Jules Dupre, 1837




Albrecht Durer, 1502


George Stubbs, 1780



SPACE



Positive space is the space an object occupies. The negative space is the space surrounding the object. In this case, the bird is the positive space and the gray area is the negative space.




In the box below, draw a simple picture of an animal or a shape. Color in the negative space. Be creative with your coloring!



SPACE

Artists show space and depth in a drawing using many techniques. To show depth, one trick is to include a foreground, middleground and background. In this picture, the hills are in the background, the big tree is in the middle and the cat is in the foreground.



In the box below, try to draw your own landscape.

